



Music Sparks

Create Your
Own Concert



Contents

A Note from CCC.....	2
Meet the Team	4
Stage 1: Pick a Theme	5
Stage 2: Choose Music to Match.....	7
Stage 3: Get Designing	9
Stage 4: Take your Concert from Page to Stage.....	11
Keep in Touch.....	15

A Note From CCC

Have you ever sat in the audience at one of our concerts and wondered how it all came about, or perhaps you're new to Children's Classic Concerts (CCC) but want to know more? This project lets you in on a load of trade secrets, from the early planning through to being on stage with a performance – time to *Create your Own Concert!*

This could be:

- A **paper exercise** only, that's **entirely imaginary** – the sky's the limit!
 - A **virtual presentation** featuring an **online playlist** (such as a series of YouTube videos).
 - A step further with props, costumes and any other **effects presented in addition** to the music.
 - A chance to record **'live' performances**.

Consider sharing your concert (in whatever form that takes) with other family members, or staff/pupils as appropriate.

In this pack, you'll find:

Films presented by CCC's core team, as well as experts we work with, that discuss some hints, tips and behind-the-scenes gossip into how things happen. You can also find them all on the CCC **YouTube Channel**. These are for guidance only, so don't worry if you're working offline.

Step-by-step activities that explain everything you need to know! Follow them on-screen, print the booklet if you can, or if you prefer, just grab some paper and get creating.



Info for Schools:

- *Best suited for **P5 and up**.*
- ***Ready-made** resource for individual pupils/ families to use at home, or in small groups.*
- ***Flexible timescale** - spread the activities over a couple of days or a few weeks to suit.*
- *Promotes **research, listening, creative writing** and **design skills**.*
- *CCC can offer **advice** and **support**, just get in touch.*

Info for Families:

- *Get **everyone involved** – pre-school siblings through to grown-ups.*
- *Who'll be in charge of what? (see **Meet the Team**, below) E.g. for anyone who likes drawing, design could be for them, or if someone has the gift of the gab – presenting could be the perfect choice.*
- *Let us know how you get on!*

Meet the Team



Owen

Artistic Director and Presenter

Suggesting themes, music choices and introducing programmes live



Cath

Creative Producer

Overall vision and music choices



Pippa

General Manager

Overall vision, fundraising and budgeting



Ritta & Jemma

Project Managers

Putting plans into action

CCC Consultants



Bex

Graphic Designer

Creating the look of our marketing materials



Paul

Arranger and Composer

Creating music to suit our programmes

We also connect with lots of freelance musicians, artists, technicians, prop-makers, photographers, filmmakers, animators and volunteers along the way.

CCC HQ is in Glasgow, but we've taken our performances the length and breadth of Scotland for over 26 years, and with our most recent digital concerts, we were able to spread our love of music more widely across the UK than ever before.

Now we've introduced ourselves, it's time to get started!

STAGE ①

Pick a Theme

It all starts with a creative idea or subject, for example, nature or space travel, and then planning centres around this. Get to know what your theme is really about so you have a clear goal.



- Watch the Stage 1 Film with Cath



- **Think about a topic you're really interested in.** You could also base your concert on a **book** you love, or a **special event** – maybe a family member's big birthday and include some of their favourite pieces of music in your programme. For example, at CCC we've produced concerts based on stories by Roald Dahl (*Three Little Pigs*, and *Owen and Olly's Beastly Bash*, 2016) and for specific occasions, such as the Commonwealth Games being hosted in Glasgow (*Going for Gold*, 2014) as well as the European Championships (*Soundcycle*, 2018). Go to our YouTube channel to listen to the special piece Cath describes, called *Unchained*, that was written by Tom Harrold for the *Soundcycle* concert.

My theme is:

- **Explore some options**

These can have simple Yes/No, or one-word answers to begin with, but it all helps on the journey to the finished concert.

Ask yourself:

Does the theme need lots of space to pull off?

Does the venue need to be indoors/ would outdoors be better? *(In real life we'd pencil in a booking early doors.)*

Is the theme happy, sad, spooky, festive, or something else?

Are there any tricks or special effects you could add to help bring things to life? *(Dream big - Owen once had his hand set on fire!)*

What style of music suits things best? E.g. Classical/orchestra, jazz band, Scottish/Trad.

How many musicians would you like on stage and which instruments will they play?

(You could have a soloist, a full symphony orchestra or something in between.)

How could you involve the musicians beyond just playing the music? *(Do they need certain skills?)*

Would you like any special guests? E.g. a choir, dancers, actors...

Are there ways you could get the audience participating, too?

(E.g. with dance moves, singing along?)


Bearing your answers in mind, can you think of a suitable name or title for your concert?

Concert Title:

STAGE 2

Choose Music to Match

Time to put your programme together piece by piece. Listen in on a CCC team chat for some suggestions, including where to listen, as there's a whole world of music at your fingertips. There are a few trips down memory lane too as we share some of our favourite moments!



- Watch the Stage 2 Film with Cath, Owen and Paul



- **Go back to the feeling that you want your theme to create** as you discovered in Stage 1: E.g. 'happy', and with the help of an adult, type your key word(s) followed by the word 'music' into the search bar on **YouTube**, **Spotify** or listen out using other resources, such as **BBC Radio 3** (which has a mix of styles, not just Classical – there's often jazz, folk and even experimental electronics). Owen also recommends Shazam, which is a free App to identify music in seconds – super handy for instrumental pieces you can't get out of your head, but that don't have lyrics you can Google!
- **Have a listen** to as many of the search results as you can. If there's a **stand-out piece** of music that you know you want to include, you could try linking in other pieces around it, a bit like building a team around a star football player. **Write down between 4 - 6 pieces of music** in total.

- **If you're feeling really adventurous you could even write a brand-new piece** or 'commission' (ask) someone else to do this, then 'premiere it' (play it for the first time to an audience) during the concert. As Cath and Paul suggest in the film, you could simply experiment with sounds around the house to create something original and it doesn't need to be complicated. Paul features from 11:16 and he shares some good advice.
- **Think about the order they should be played in**
 - what makes most sense? Try to vary the styles if you can. It's usually nice to end on something a bit more energetic.
- **Write down your final programme** with the title of the music and the composer's name next to each piece (the person/people who wrote the music).

My Programme

1. Music Title:

Composer/arranger:

2. Music Title:

Composer/arranger:

3. Music Title:

Composer/arranger:

4. Music Title:

Composer/arranger:

5. Music Title:

Composer/arranger:


6. Music Title:

Composer/arranger:

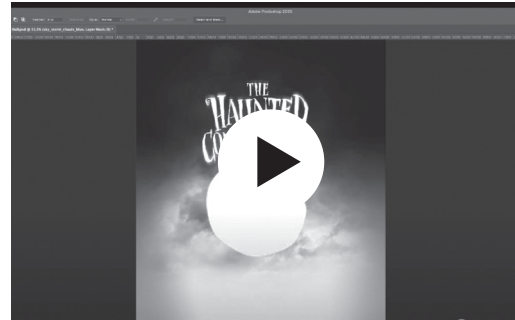
STAGE 3

Get Designing

Next, you'll need to draw attention to your event with an inspiring image, and the way to do that? Put it in a poster! Bex, our Graphic Designer chats about how she brings our concert concepts to life...



- Watch the Stage 3 Film with Bex



- **Sketch a picture on paper that goes well with the theme.** Try to keep it simple and feature **one main focal point**, such as a **character** or **object**, while making the musical element clear.
E.g. using music notes. It's a good idea to keep it square so that it can be adapted for different layouts. Use pencil and a rubber so you can change things about as you go, then add some **basic colour** when you're happy with how things look.
- **Draw out the lettering of your title in a style that suits.** Your poster can be finished off on paper, or if you have access to some software and want to try a digital version, go for it! Bex uses a mixture of Photoshop, Adobe InDesign and Adobe Illustrator.

Don't forget the details!

Make sure you include:

Where it will happen (venue)

The date

Time

How to find tickets - you could make up a pretend web address for this

Tempt your audience with a tagline

Use just a few words to describe your concert and keep it fun and interesting. At CCC we love a pun (can you tell?!)


Concert tagline:

Now you have your poster design!

Spread the word

Think of the places that you'd like to see your poster. E.g. at a train station/bus stop, in schools, inside/outside the venue itself. You can also use your image online and over email.

Places to advertise:



STAGE ④

Take Your Concert from Page to Stage

Time to get practical and make things happen!



- Watch the Stage 4 Film with Cath, Owen and Pippa



- This is when you'd get in touch with your chosen **venue** again to work out rehearsal and concert **day arrangements**. We use **schedules** to let people know where they have to be and when, which include a sensible order to rehearse in, so that musicians are only around for as long as they need to be. It's great to have a run through in the actual venue, but your living room will work just fine, too. In reality there's a lot of planning involved in the logistics of getting musicians, technicians, venue and CCC staff all on the same page. It's good to have phone calls and meetings to chat about things like timings, transport arrangements and accommodation, if your musicians don't live locally.

- **Using thoughts from the previous stages, you can now jot down a basic storyline** and perhaps use this to create a short **script** for your presenter, so they can introduce the music in a logical way for your audience.

Introduction:

Title of first piece:

Link:

Title of second piece:

Link:

Title of third piece:

Link:

Title of fourth piece:

Link:

Title of fifth piece:

Link:

Title of sixth piece:



- **Plan staging and lighting** – will your musicians sit or stand (or even move around)? Will you have any set pieces to decorate the stage? Which colours suit the mood of the music? **Write down your chosen colours against the programme you wrote during Stage 2.**
- **Find props and costumes** (sticking to a hypothetical budget if you can, maths is useful)! Raid the dressing up box at home, or if you don't have one, start one by chucking together anything old that you don't mind reinventing. **Charity shops** are also brilliant places for hidden gems and you can also **make your own** – much of what we've used on stage has been either a paper mâché or cardboard creation! Remember that they should be as colourful as possible and larger than life, so that they're seen from the back of the hall.




*"Making anybody
laugh is worth it...
never be afraid to make
a fool out of yourself."*

Owen




- **Prepare for concert day:** It's not just the performance to think about – what else might be going on front of house, right before show time? At CCC we sometimes have a small band playing from a local high school, run costume competitions, arrange musician meet-and-greets or craft activities. What could you organise?
- **Performance time:** Sit back and let the show begin... Now that all of your hard work is in place, the concert can actually happen. If you've followed all the steps up to now, maybe you could put on the performance for family and friends (virtually, if not live), or a listening party featuring your music, costumes etc. and **soak up the reaction from your audience!**



Keep in touch

Thank you so much for your interest in CCC and for taking on your own concert project – we hope it's been loads of fun! If you're looking for ways to share what you've been doing, please find the details you need, below. And, if you've enjoyed the process the great thing is, you can do it all again! Whenever it suits (maybe a wet weekend or a slow-going school holiday) you can pick a completely different theme and run with it...

 @CCCLoveMusic  @CCC_LoveMusic  childrensclassicconcerts  Children's Classic Concerts

 ccc@childrensclassicconcerts.co.uk
CCC, 46A Fortrose Street, Glasgow, G11 5LP

What to share:

Your concert title, any notes, or your final programme order
Recordings of original music
Your poster/drawings
Photos or videos of you in action!



LOTTERY FUNDED

Registered charity: SC022841